
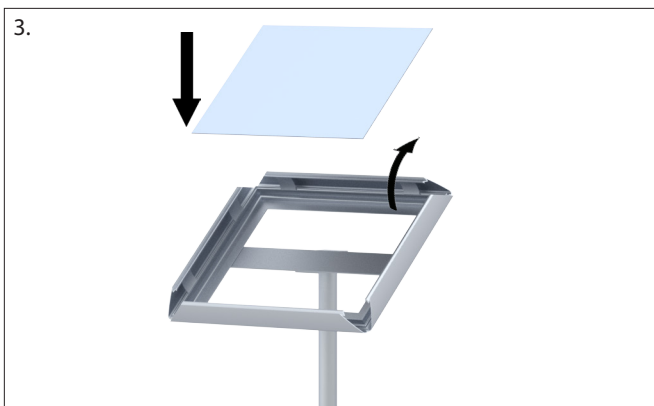
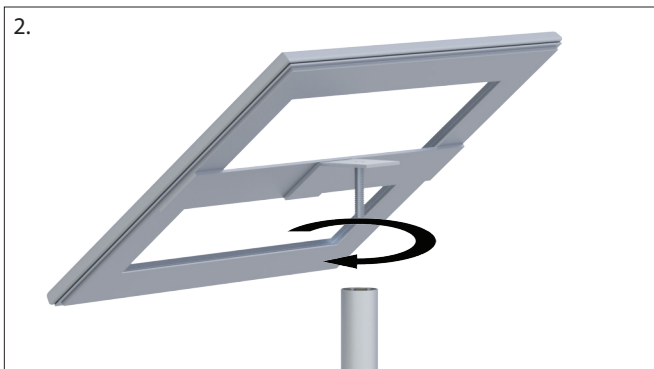
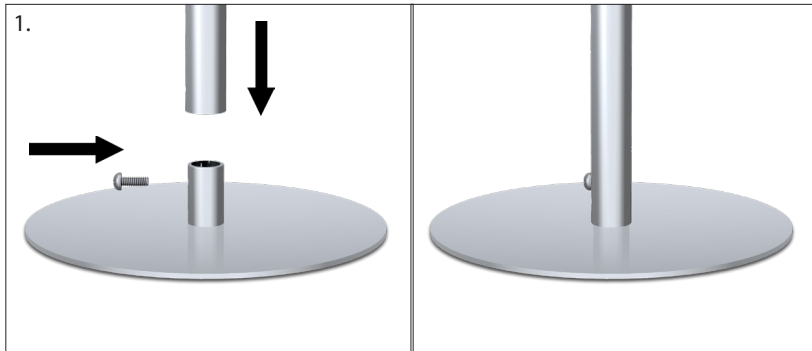


EasyOpen SnapFrame Pedestal Stand™ - ET Series

1. Fasten base to upright using screw provided, as shown below.
2. Fasten the frame to the upright using the threaded rod attached to the frame.
3. Open the frame, then insert the graphic. Close the frame to secure the graphic in place.

NOTE: Model shown below may differ from your model. Although the number of upright sections may change, assembly instructions remain the same.



ET0 shown